

January 21, 2012

Department of Corporate Services
Bombay Stock Exchange Limited
Dalal Street
Mumbai.

National Stock Exchange of India Limited
Exchange Plaza
Bandra Kurla Complex
Bandra (E)
Mumbai – 400051.

Dear Sirs,

Sub: Shareholding Pattern- Clause 35 of Listing Agreement



Pursuant to Clause 35 of the Listing Agreement, please find enclosed herewith the Shareholding Pattern of the Company for the quarter ended on December 31st, 2011. This is for your kind information and records.

Kindly acknowledge the receipt of the same

Thanking you.

Yours faithfully,


For Tulip Telecom Limited



Jagdish Patra*
(Company Secretary & Head -Legal)

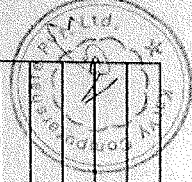
Encl: As above

(1)(a) STATEMENT SHOWING SHAREHOLDING PATTERN IN CLAUSE-35


NAME OF THE COMPANY: TULIP TELECOM LIMITED		Name of the Scrip:	
SCRIP CODE:	532691		
Class of Security:			
QUARTER ENDED:	31/12/2011		
	No. of partly paid-up shares	As a % of total no. of partly paid-up shares	As a % of total no. of shares of the Company.
Partly paid-up shares			
Held by promoter/promoter group	0	0	0
Held by Public	0	0	0
Total:	0	0	0
	No. of outstanding securities	As a % of total no. of outstanding convertible securities.	As a % of total no. of shares of the Company assuming full conversion of the convertible securities
Outstanding convertible securities:			
Held by promoter/promoter group	0	0	0
Held by Public	0	0	0
Total:	0	0	0
	No. of warrants	As a % of total no. of warrants	As a % of total no. of shares of the Company, assuming full conversion of warrants
Warrants:			
Held by promoter/promoter group	0	0	0
Held by Public	0	0	0
Total:	0	0	0
Total paid-up capital of the Company, assuming full conversion of warrants and convertible securities	145000000	0	100.00




CATEGORY CODE	CATEGORY OF SHAREHOLDER (I)	NO OF SHAREHOLDERS (III)	TOTAL NUMBER OF SHARES (IV)	NO OF SHARES HELD IN DEMATERIALIZED FORM (V)	TOTAL SHAREHOLDING AS A % OF TOTAL NO OF SHARES		SHARES PLEDGE OR OTHERWISE ENCUMBERED	
					AS a PERCENTAGE of (A+B) (VI)	AS a PERCENTAGE of (A+B+C) (VII)	NUMBER OF SHARES (VIII)	(IX)=(VIII)/(IV)*100
(A)	PROMOTER AND PROMOTER GROUP (II)							
(1)	INDIAN							
(a)	Individual /HUF	6	52089750	52089750	35.92	35.92	13350000	25.63
(b)	Central Government/State Government	0	0	0	0.00	0.00	0	0.00
(c)	Bodies Corporate	6	49289975	49289975	33.99	33.99	13710000	27.81
(d)	Financial Institutions / Banks	0	0	0	0.00	0.00	0	0.00
(e)	Others	0	0	0	0.00	0.00	0	0.00
	Sub-Total A(1) :	12	101379725	101379725	69.92	69.92	27060000	26.69
(2)	FOREIGN							
(a)	Individuals (NRIs/Foreign Individuals)	0	0	0	0.00	0.00	0	0.00
(b)	Bodies Corporate	0	0	0	0.00	0.00	0	0.00
(c)	Institutions	0	0	0	0.00	0.00	0	0.00
(d)	Others	0	0	0	0.00	0.00	0	0.00
	Sub-Total A(2) :	0	0	0	0.00	0.00	0	0.00
	Total A=A(1)+A(2)	12	101379725	101379725	69.92	69.92	27060000	26.69
(B)	PUBLIC SHAREHOLDING							
(1)	INSTITUTIONS							
(a)	Mutual Funds /UTI	3	2379829	2379829	1.64	1.64		
(b)	Financial Institutions /Banks	1	985	985	0.00	0.00		
(c)	Central Government / State Government	0	0	0	0.00	0.00		
(d)	Venture Capital Funds	0	0	0	0.00	0.00		
(e)	Insurance Companies	0	0	0	0.00	0.00		
(f)	Foreign Institutional Investors	63	26889666	26889666	18.54	18.54		
(g)	Foreign Venture Capital Investors	0	0	0	0.00	0.00		
(h)	Others	0	0	0	0.00	0.00		
	Sub-Total B(1) :	67	29270480	29270480	20.19	20.19		



CATEGORY CODE	CATEGORY OF SHAREHOLDER (II)	NO OF SHAREHOLDERS (III)	TOTAL NUMBER OF SHARES (IV)	NO OF SHARES HELD IN DEMATERIALIZED FORM (V)	TOTAL SHAREHOLDING AS A % OF TOTAL NO OF SHARES		SHARES PLEDGE OR OTHERWISE ENCUMBERED		
					AS a PERCENTAGE of (A+B) (VI)	As a PERCENTAGE of (A+B+C) (VII)	NUMBER OF SHARES AS a PERCENTAGE (VIII)	(IX)=[(VIII)/(IV)]*100	
(2)	NON-INSTITUTIONS								
(a)	Bodies Corporate	627	8952411	8952411	6.17	6.17			
(b)	Individuals								
	(i) Individuals holding nominal share capital upto Rs.1 lakh	25685	4768624	4767822	3.29	3.29			
	(ii) Individuals holding nominal share capital in excess of Rs.1 lakh	0	0	0	0.00	0.00			
(c)	Others								
	NON RESIDENT INDIANS	576	209162	209162	0.14	0.14			
	TRUSTS	1	714	714	0.00	0.00			
	FOREIGN NATIONALS	1	500	500	0.00	0.00			
	CLEARING MEMBERS	43	418384	418384	0.29	0.29			
	Sub-Total B(2) :	26933	14349795	14348993	9.90	9.90			
	Total B=B(1)+B(2) :	27000	43620275	43619473	30.08	30.08			
	Total (A+B) :	27012	145000000	144999198	100.00	100.00			
(C)	Shares held by custodians, against which Depository Receipts have been issued								
(1)	Promoter and Promoter Group	0	0	0	0.00	0.00			
(2)	Public								
	GRAND TOTAL (A+B+C) :	27012	145000000	144999198	100.00	100.00	0.00	27060000	18.66



Statement showing holding of securities (including shares, warrants, convertible securities) of persons belonging to the category "Promoter and Promoter Group"													
Sr.No	Name of the Shareholder	Details of Shares held			Encumbered shares (*)			Details of Warrants			Details of convertible securities		Total Shares (including underlying shares assuming full conversion of warrants and convertible securities) as a % of diluted share capital
		No. of Shares held (III)	As a % of grand total (A)+(B)+(C) (IV)	Pledge Shares (V)	AS a percentage (VI)-(V)/(III)*100 (VII)	AS a % of grand total (A) + (B) + (C) of sub-clause (I)(a) (VII)	Number of warrants held (VIII)	As a % total number of warrants of the same class (IX)	Number of convertible securities held (X)	As a % total number of convertible securities of the same class (XI)	(XII)		
1	H S BEDI	43111250	29.73	13350000	30.97	9.21	0	0.00	0	0.00	0	0.00	0.00
2	CEDAR INFONET PRIVATE LIMITED	13984186	9.64	13710000	98.04	9.46	0	0.00	0	0.00	0	0.00	0.00
3	CEDAR INFONET PRIVATE LIMITED	11850000	8.17	0	0.00	0.00	0	0.00	0	0.00	0	0.00	0.00
4	CEDAR INFONET PVT LTD	8575000	5.91	0	0.00	0.00	0	0.00	0	0.00	0	0.00	0.00
5	CEDAR INFONET PVT LTD	8575000	5.91	0	0.00	0.00	0	0.00	0	0.00	0	0.00	0.00
6	MANINDER BEDI	5703000	3.93	0	0.00	0.00	0	0.00	0	0.00	0	0.00	0.00
7	CEDAR INFONET PVT LTD	3705789	2.56	0	0.00	0.00	0	0.00	0	0.00	0	0.00	0.00
8	LT COL HARDEEP SINGH BEDI	3250000	2.24	0	0.00	0.00	0	0.00	0	0.00	0	0.00	0.00
9	CEDAR INFONET PRIVATE LIMITED	2600000	1.79	0	0.00	0.00	0	0.00	0	0.00	0	0.00	0.00
10	DEEPIINDER SINGH BEDI	12000	0.01	0	0.00	0.00	0	0.00	0	0.00	0	0.00	0.00
11	SUKHMANI BEDI	12000	0.01	0	0.00	0.00	0	0.00	0	0.00	0	0.00	0.00
12	P S GROVER	1500	0.00	0	0.00	0.00	0	0.00	0	0.00	0	0.00	0.00
	TOTAL :	101379725	69.92	27060000	26.69	18.66	0	0.00	0	0.00	0	0.00	0.00



(i)(c)(i)	Statement showing holding of securities (including shares, warrants, convertible securities) of persons belonging to the category "Public" and holding more than 1% of the total number of shares							
	Sr.No.	Name of the shareholder	Number of shares held	Shares as a percentage of total number of shares (i.e., Grant total (A)+(B)+(C) indicated in Statement at para (i)(a) above)	Details of warrants		Details of convertible securities	
Number of warrants held					As a % total number of warrants of same class	Number of convertible securities held	% w.r.t total number of convertible securities of the same class	
1	ICICI PRUDENTIAL LIFE INSURANCE COMPANY LTD	5007845	3.45	0	0.00	0	0.00	0.00
2	COPTHALL MAURITIUS INVESTMENT LIMITED	4385000	3.02	0	0.00	0	0.00	0.00
3	GOVERNMENT OF SINGAPORE	4022590	2.77	0	0.00	0	0.00	0.00
4	MACQUARIE BANK LIMITED	3652528	2.52	0	0.00	0	0.00	0.00
5	IDFC STERLING EQUITY FUND	2194829	1.51	0	0.00	0	0.00	0.00
6	CLSA (MAURITIUS) LIMITED	2169697	1.50	0	0.00	0	0.00	0.00
7	MERRILL LYNCH CAPITAL MARKETS ESPANA S.A. S.V.	1952645	1.35	0	0.00	0	0.00	0.00
8	FRANKLIN TEMPLETON INVESTMENT FUNDS	1580602	1.09	0	0.00	0	0.00	0.00
	TOTAL :	24965736	17.22	0	0.00	0	0.00	0.00

